



BERKELEY-CHARLESTON-DORCHESTER COUNCIL OF GOVERNMENTS
BOARD OF DIRECTORS MEETING

June 20, 2023
11:00 AM

Barrett Lawrimore Conference Room
5790 Casper Padgett Way
North Charleston, SC 29406

REVISED AGENDA

- I. Call to Order
 - a) Invocation/Pledge of Allegiance/Announcement of Proxies
- II. Consideration of Minutes: April 17, 2023 Board Meeting
- III. SC Demographics Changes and Challenges – Presentation – Frank Rainwater, Executive Director – SC Revenue and Fiscal Affairs Office
- IV. FY21-27 Rural Transportation Improvement Program Amendment – Request for Approval –Sarah Cox
- V. Financial Status Report/Revolving Loan Fund Report – Robin Mitchum
- VI. General Public Comment
- VII. Executive Director’s Time
- VIII. Chairman’s Time
- IX. Adjournment

BERKELEY-CHARLESTON-DORCHESTER COUNCIL OF GOVERNMENTS
BOARD OF DIRECTORS
Meeting Notes
April 17, 2023

The Berkeley-Charleston-Dorchester Council of Governments (BCDCOG) Board of Directors met on Monday, April 17, 2023 at 11:00 a.m. in the Barrett Lawrimore Conference Room at the BCDCOG located at 5790 Casper Padgett Way in North Charleston, South Carolina.

MEMBERSHIP: Charles Ackerman; Jan Anderson; Ross Appel; Craig Ascue; Robbie Ballentine; Joe Boykin; Gary Brewer; Ron Brinson; Nancy Calvary; Melinda Chambers; Johnny Cribb; Eddie Crosby; David Dennis, Jr.; Enoch Dickerson, III; John Dunmyer, III; Todd Friddle; Robert Gannon; Timothy Goodwin; Stephen Grant; Miriam Green; John Gregg; Greg Habib; Kevin Hart; Will Haynie; Kevin Hollinshead; Clarence Hughes; Joseph Jefferson; Allen June; Kathy Landing; Tim Mallard; Summer Massey; Susan Milliken; Elaine Morgan; Tommy Newell; Patrick O’Neil; Caroline Parker; Caldwell Pinckney, Jr.; Roy Pipkin; Ashley Powell; Dan Prickett; Teddie Pryor; Christie Rainwater; Robert Reid, Jr.; Robby Robbins; Herb Sass; Keith Summey; John Tecklenburg; Ricky Waring; Buckey Waters; Spencer Wetmore; Adrian Williams; Melvin Williams; Paul Wimberly; Bill Woolsey

MEMBERS PRESENT: Charles Ackerman; Jan Anderson; Robbie Ballentine; Joe Boykin; Gary Brewer; Nancy Calvary; Melinda Chambers; Johnny Cribb; David Dennis, Jr.; Enoch Dickerson, III; John Dunmyer, III; Todd Friddle; John Gregg; Greg Habib; Kevin Hart; Will Haynie; Kevin Hollinshead; Summer Massey; Elaine Morgan; Caroline Parker; Caldwell Pinckney, Jr.; Christie Rainwater; Robert Reid, Jr.; Herb Sass

PROXIES: Gregory Saxton for Miriam Green; Elaine Morgan for Joseph Jefferson; Tom Hartnett, Jr. for Kathy Landing; Brent Case for Teddie Pryor; Amanda Redick for Robby Robbins; Megan Clark for Keith Summey; Abdul Fekrat for Melvin Williams

OTHERS PRESENT: Brent Rewis (SCDOT); Lyle Lee (SCDOT); Erin Porter (SCDOT); Scott Donahue (SCDOT-OPT); Derrick Goodman (SCDOT); Rachel Angelos (BGRM); Chloe Field (BGRM); Mike Shealy (SC Department of Administration); Russ Touchberry (HDR); Chris Wood (HDR); Bill Golden (Realtor); Herb Frazier (Charleston City Paper)

BCDCOG STAFF: Ron Mitchum; Andrea Kozloski; Robin Mitchum; Kathryn Basha; Sarah Cox; Kristin Miguez; Ryan Wilcox; Jeff Hughes; Michelle Emerson; Daniel Brock; Kim Coleman

I. Call to Order:

A) Invocation: Chairman Pinckney called the meeting to order at 11:00 a.m. followed by the Invocation, the Pledge of Allegiance and a quorum determination. Chairman Pinckney announced new Board Member, Susan Milliken of the James Island Public Service District, and welcomed those present at today’s meeting.

B) Announcement of Proxies: Mr. Saxton for Mayor Green; Ms. Morgan for Rep. Jefferson; Rep. Hartnett for Rep. Landing; Mr. Case for Mr. Pryor; Ms. Redick for Rep. Robbins; Ms. Clark for Mayor Summey; Mr. Fekrat for Mr. M. Williams

II. Consideration of Minutes: February 27, 2023 Board Meeting

***Mr. Dennis made a motion to approve the February 27, 2023 Meeting Notes as presented.
Ms. Anderson seconded the motion. The motion was unanimously approved.***

III. GetConnectedSC Broadband Initiative Presentation – Mike Shealy, SC Department of Administration

Ron Mitchum, Executive Director, introduced Mike Shealy, SC Department of Administration. Mr. Shealy delivered a presentation on the GetConnectedSC Broadband Initiative. He discussed social media noting it is the primary method of communication for most of today’s society. Mr. Shealy stated that broadband is so influential, that it is now considered “essential infrastructure.” He discussed the results of research regarding age, class, racial & ethnic and community differences. He discussed the US Census Bureau table noting the lowest percentages of Internet subscriptions per county and the highest raw number of underserved households for Internet subscriptions per county. Mr. Shealy discussed funding and the organizational infrastructure as well as the areas of need in the state of South Carolina. He explained the “BEAD” program (Broadband Equity, Access & Deployment Program), the program’s objective, funding pool, priorities and other key features. He discussed the survey and the SC Road Show. Mr. Shealy addressed questions and comments. Andrea Kozloski, Deputy Director of Operations and Support, encouraged survey participation and sharing with as many individuals in the Tri-County region as possible. The Board of Directors received the GetConnectedSC Broadband Initiative Presentation as information.

IV. BCD 2040 Rural Long Range Transportation Plan (RLRTP) Amendment – Request for Approval – Sarah Cox

Sarah Cox, Senior Transportation Planner, presented the BCD 2040 Rural Long Range Transportation Plan (RLRTP) Amendment. She discussed, in detail, the proposed amendment to include the SCDOT's Strategic Ten-Year Asset Management Plan (STAMP) System Performance Report 2022 which reports on the progress made by the agency over the first performance period (2018-2021) and establishes updated baseline conditions and performance targets for the new performance period (2022-2025). Those are as follows: highway safety; infrastructure conditions (pavement & bridge); system reliability & freight movement; and congestion management & air quality improvement program. Ms. Cox acknowledged Erin Porter with SCDOT, who was in attendance at today's Board meeting, and addressed questions and comments.

***Mr. Dennis made a motion to approve the BCD 2040 Rural Long Range Transportation Plan (RLRTP) Amendment as presented. Rev. Reid seconded the motion.
Mr. Brewer and Ms. Massey abstained. The motion was approved.***

V. FY24-FY25 Rural Transportation Planning Work Program (RPWP) – Request for Approval – Sarah Cox

Ms. Cox presented the FY24-FY25 Rural Transportation Planning Work Program (RPWP). She noted that the RPWP provides a two-year work program for transportation-related planning activities to be undertaken by BCDCOG staff. The RPWP program of work includes goals, objectives and tasks for the prescribed fiscal years that reflects legislative requirements under the planning rule updates to federal surface transportation regulations, with changes adopted in the Moving Ahead for Progress in the 21st Century Act (MAP-21), the Fixing America's Surface Transportation Act (FAST) and the Bipartisan Infrastructure Law (BIL)/Infrastructure Investment and Jobs Act (IIJA) passed in November 2021 which provides five years of continued funding for surface transportation infrastructure planning and investment. Ms. Cox explained that the proposed RPWP continues to organize work activities within four focus areas: Program Administration & Support; Rural Short-Range Transportation Planning; Rural Long-Range Transportation Planning; and Rural Transportation Improvement Program. She reviewed the proposed adjustments in detail and noted that, pending no substantive comments and Board approval, the finalized RPWP will be submitted to SCDOT, FHWA and FTA in advance of FY24 which starts July 1, 2023 through June 30, 2024. Ms. Cox addressed questions and comments.

***Mr. Boykin made a motion to approve the FY24-FY25 Rural Transportation Planning Work Program (RPWP) as presented. Mr. Dennis seconded the motion.
Mr. Brewer and Ms. Massey abstained. The motion was approved.***

VI. Financial Status Report/Revolving Loan Fund Report – Robin Mitchum

Financial Status Report: Robin Mitchum, Deputy Director of Finance and Administration, presented the Financial Status Report consisting of the Statement of Revenues and Expenditures for the period ending February 28, 2023. The report depicts unexpended funds of \$418,476.57. Ms. Mitchum stated that the agency remains in good shape and that no issues are anticipated. She addressed questions and comments. The Board of Directors received the Financial Status Report as information.

Revolving Loan Fund Report: Ms. Mitchum presented the RLF activity report as of March 31, 2023. She noted that all loans are current. Ms. Mitchum discussed the Revolving Loan Fund Activity noting that funds available for lending in the BCDCOG Revolving Loan Fund are \$1,246,761.24 and funds available for lending in the North Charleston Revolving Loan Fund are \$241,863.68 for a total of \$1,488,624.92 available for lending. The Board of Directors received the Revolving Loan Fund Report as information.

VII. General Public Comments

There were no General Public Comments; however, Board Member and City of Charleston Councilmember Caroline Parker discussed Rethink Folly Road. It was noted that discussion should be held further during a CHATS Policy Committee meeting. Jan Anderson, Board Member and City of Isle of Palms Councilmember thanked and commended all jurisdictions who responded to the incident that occurred on Good Friday; she noted that a dangerous situation was diffused and the community was kept safe. Board Member and Town of Lincolville Mayor, Enoch Dickerson, addressed members of the SCDOT regarding fatalities at Lincolville Road.

VIII. Executive Director's Time

Mr. Mitchum updated the Board of Directors on the contractor change with CARTA. He stated that Frank Rainwater will deliver a demographic presentation at a future meeting. Mr. Mitchum noted that an SCDHEC regional meeting is being scheduled and that a letter is out encouraging MAC participation. He stated that "One Region" continues to move forward and the RIA SCIP grant announcements should be made soon. He noted that work continues on the update to the long-range transportation plan for CHATS and staff is waiting to see how the urban census designation will affect future funding levels. The Secretary has committed to a minimum funding level for the BCDCOG rural areas. Mr. Mitchum addressed questions and comments. The Board of Directors received Mr. Mitchum's report as information.

IX. Chairman's Time

Chairman Pinckney commended Mr. Mitchum and staff for the quality of service provided for the region. He thanked everyone for attending today's meeting.

X. Adjourn

There being no further business before the Board, Chairman Pinckney adjourned the meeting at 12:05 p.m.

Respectfully submitted,
Kim Coleman

DRAFT

SOUTH CAROLINA DEMOGRAPHICS: CHANGES AND CHALLENGES

Presented to

**Berkeley-Charleston-Dorchester
Council of Governments**

June 20, 2023

Frank A. Rainwater, Executive Director
South Carolina Revenue and Fiscal Affairs Office
1000 Assembly Street
Rembert Dennis Building, Suite 402
Columbia, SC 29201
(803) 734-2265
www.rfa.sc.gov



SC Population Trends

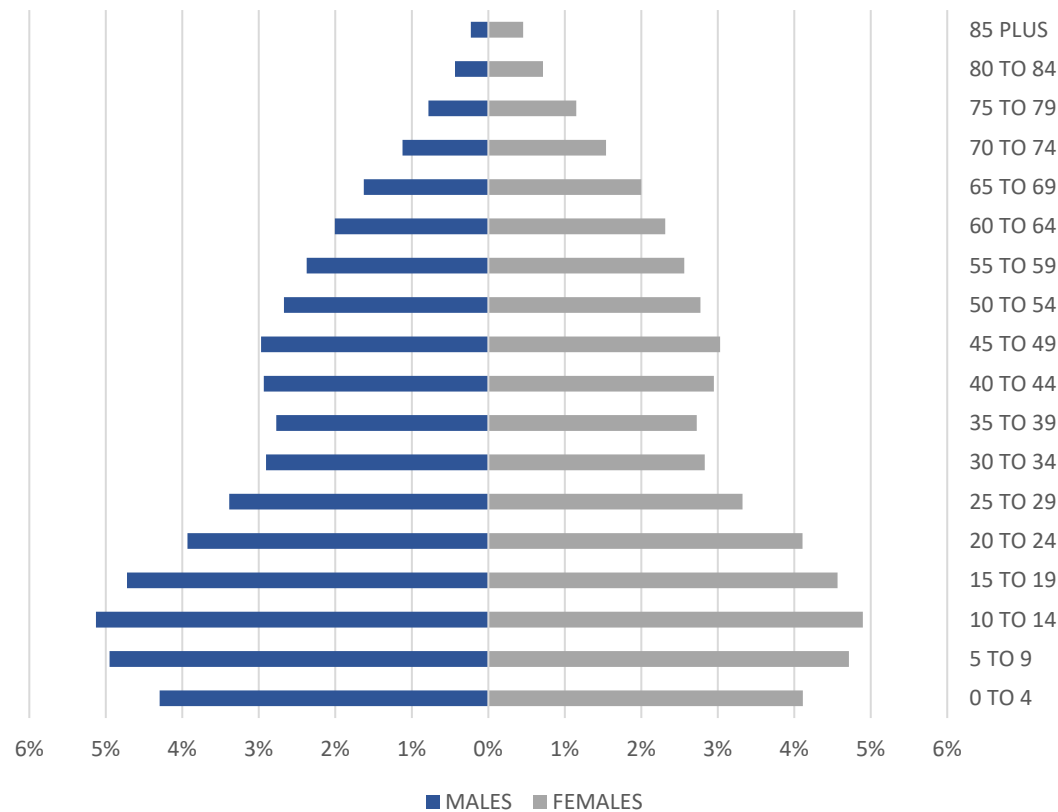
“Economics is extremely useful as a form of employment for economists.”

- John Kenneth Galbraith

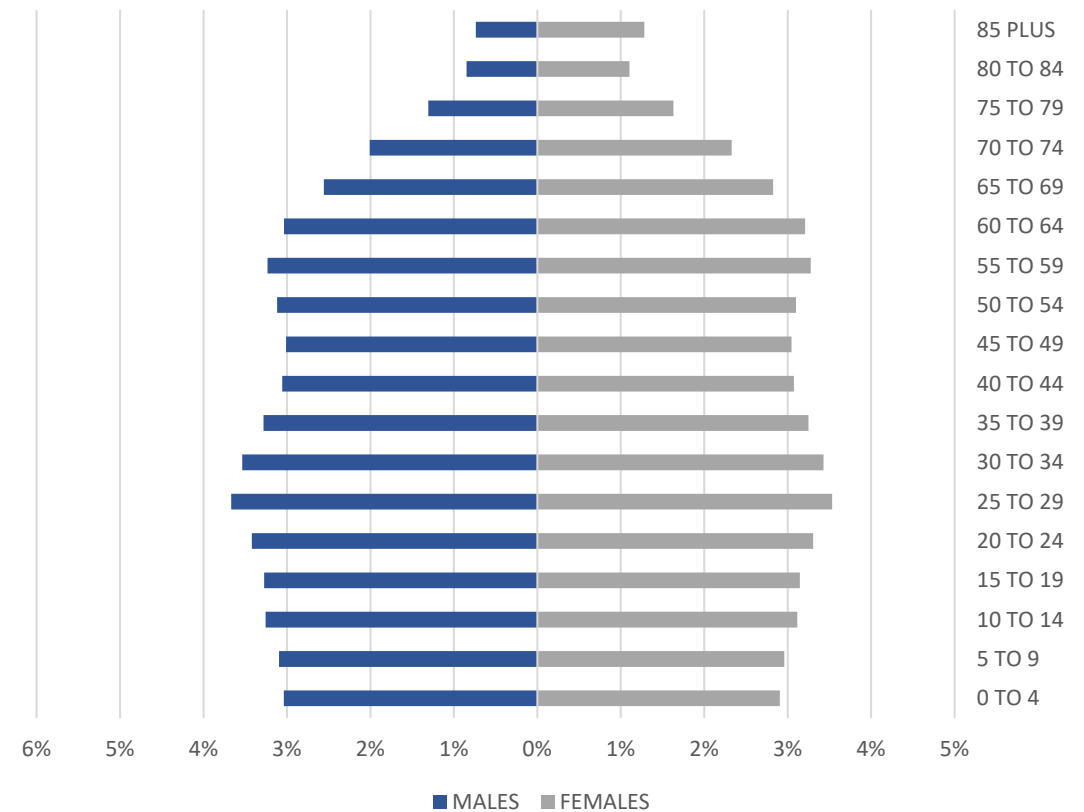
US Population Pyramid

The age distribution of the US population has shifted significantly as the 'baby boomers' age; the median age has increased from 28 in 1970 to 39 in 2020

1970 POPULATION PYRAMID



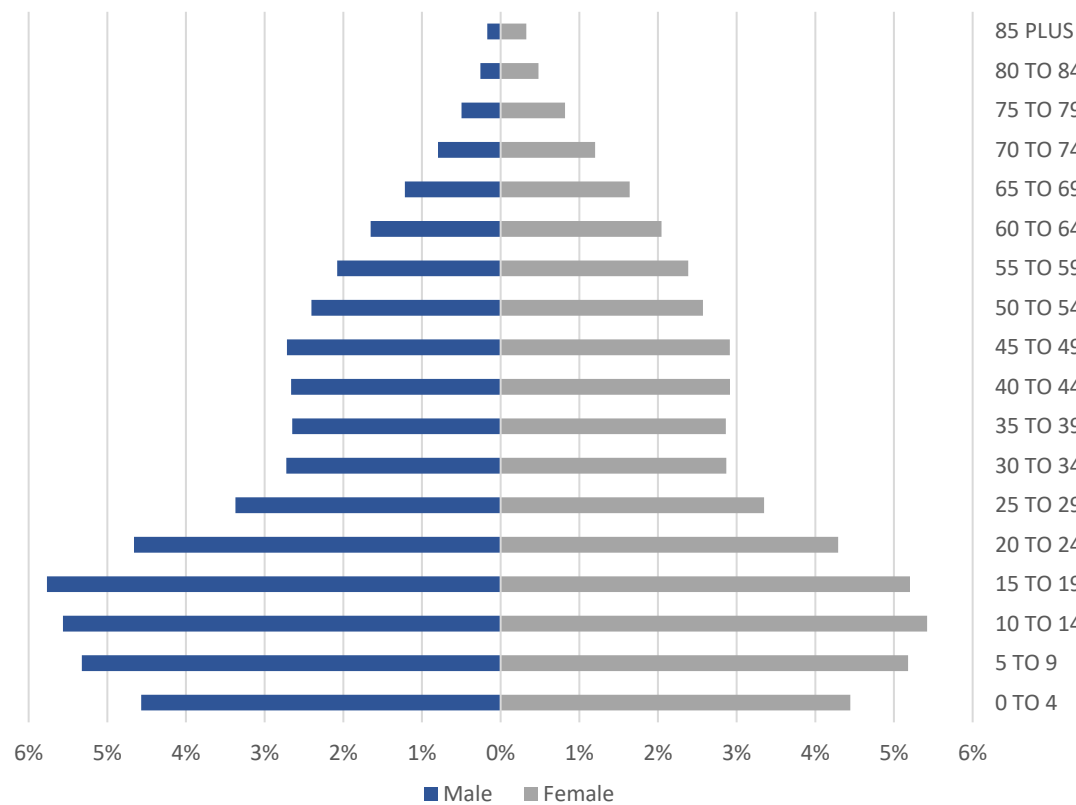
2020 POPULATION PYRAMID



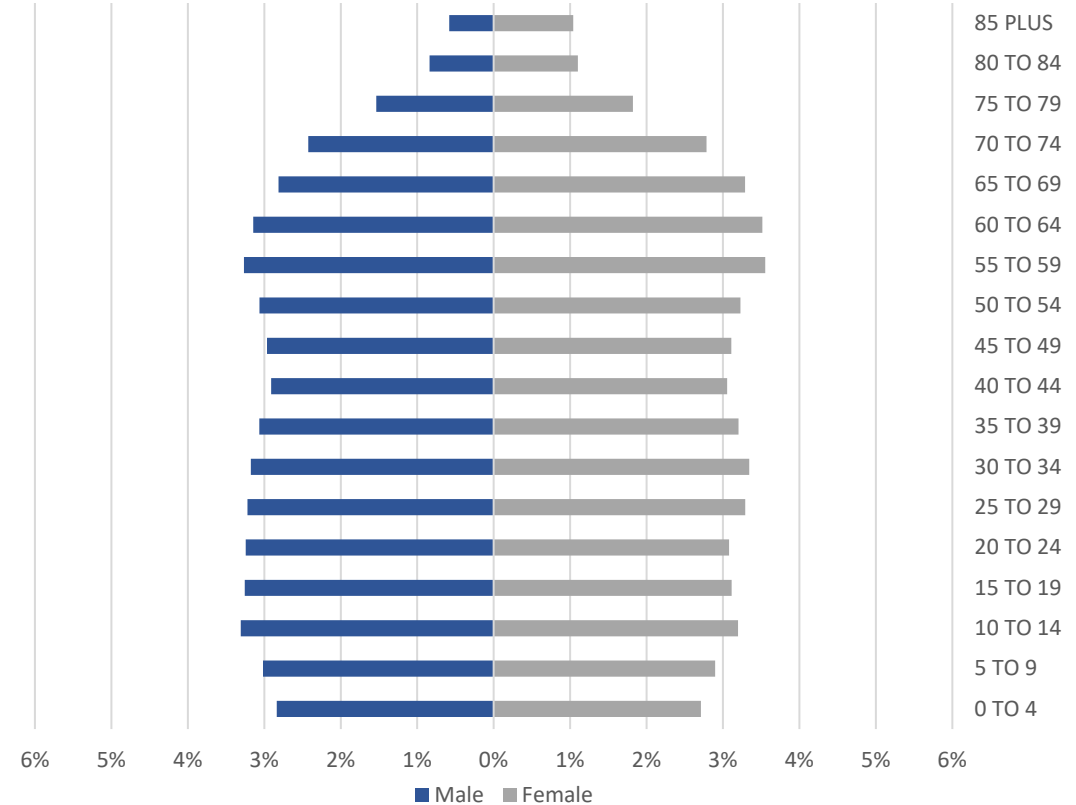
SC Population Pyramid

The age distribution of the state's population has shifted dramatically since 1970; the median age has increased from 24 in 1970 to 40 in 2020

1970 POPULATION PYRAMID



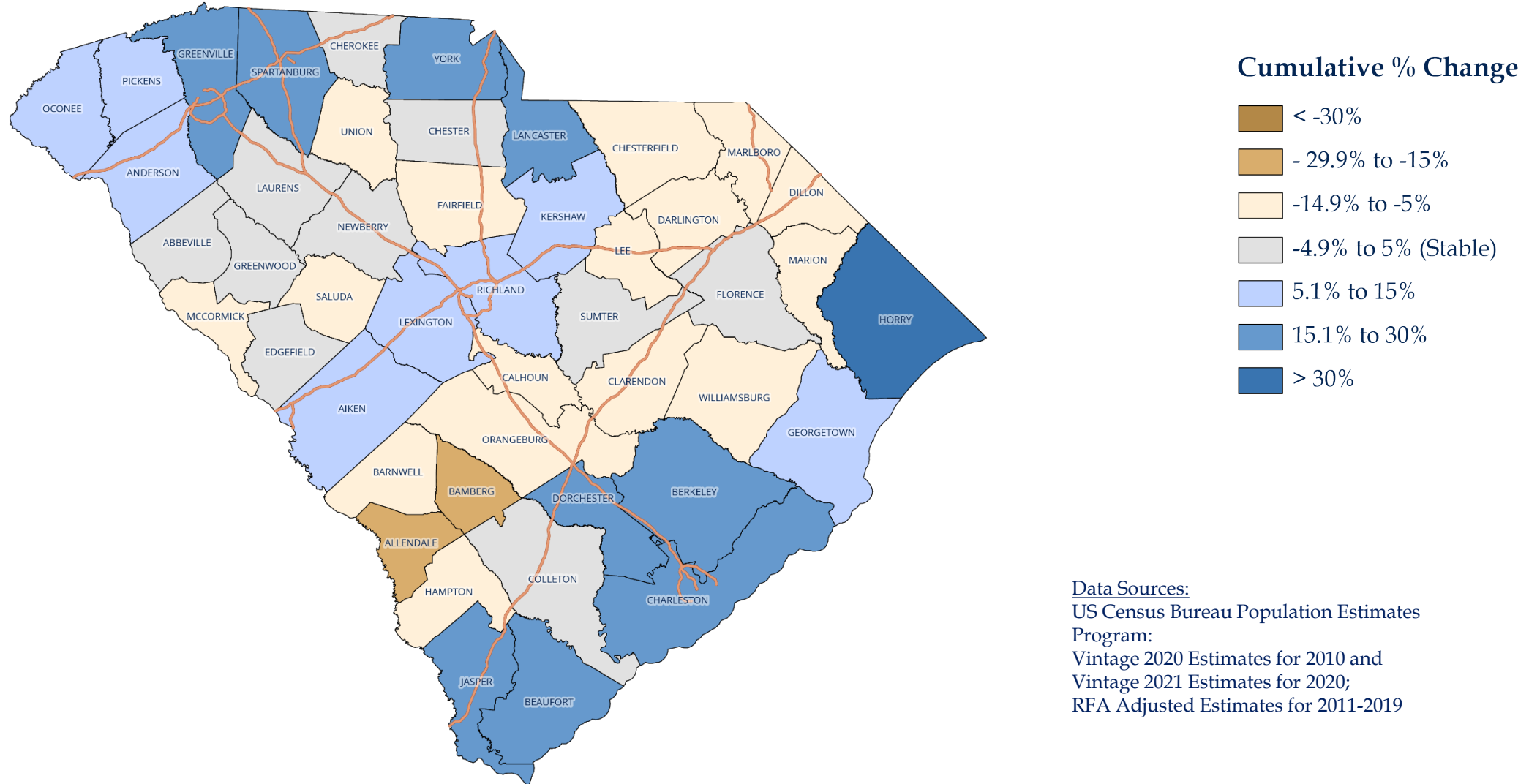
2020 POPULATION PYRAMID



Source: S.C. Revenue and Fiscal Affairs Office 320 /08/25/2020

South Carolina's Population Change, 2010 - 2020

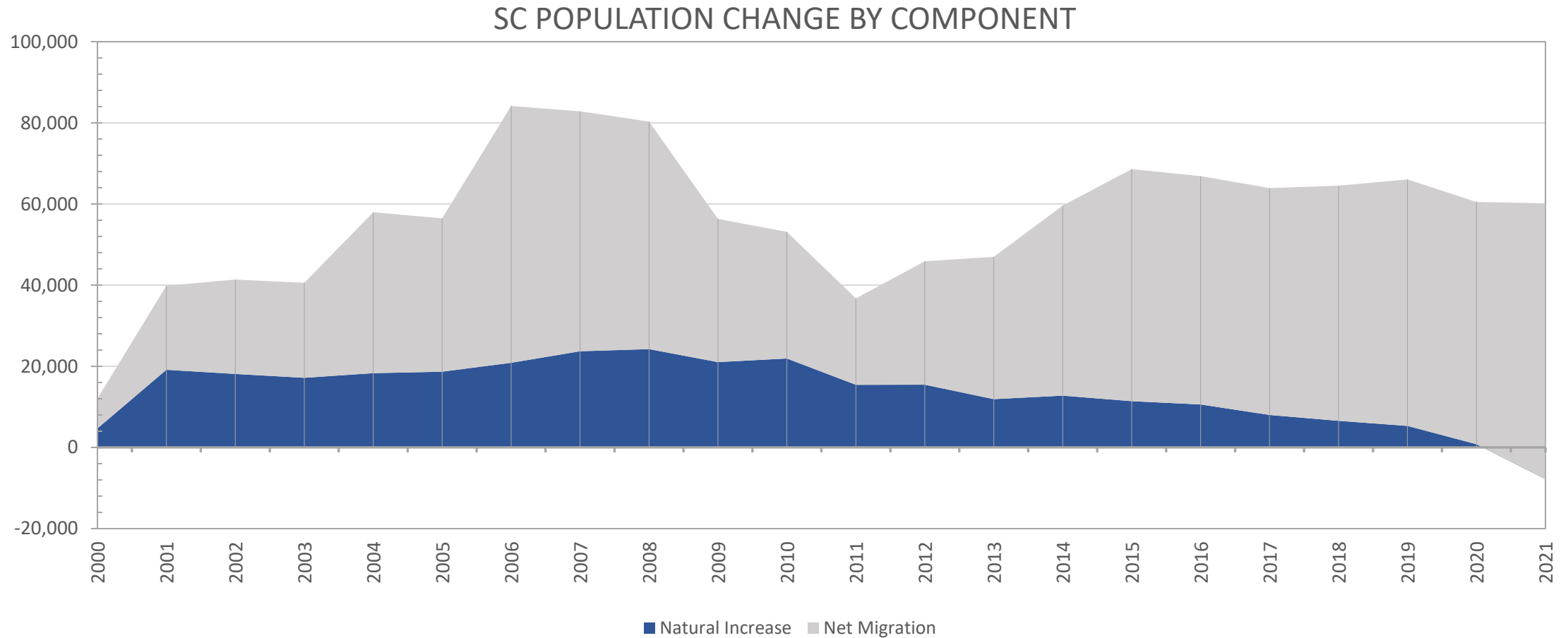
Varied by county from +30.8% (Horry) to -22.8% (Allendale)



Data Sources:
US Census Bureau Population Estimates Program:
Vintage 2020 Estimates for 2010 and
Vintage 2021 Estimates for 2020;
RFA Adjusted Estimates for 2011-2019

Components of Population Change

The state's population growth over the past twenty years was driven by in-migration; deaths exceeded births in 2021



Source: US Census Bureau Population Estimates, Vintage 2021 321-RFA/08/29/2022

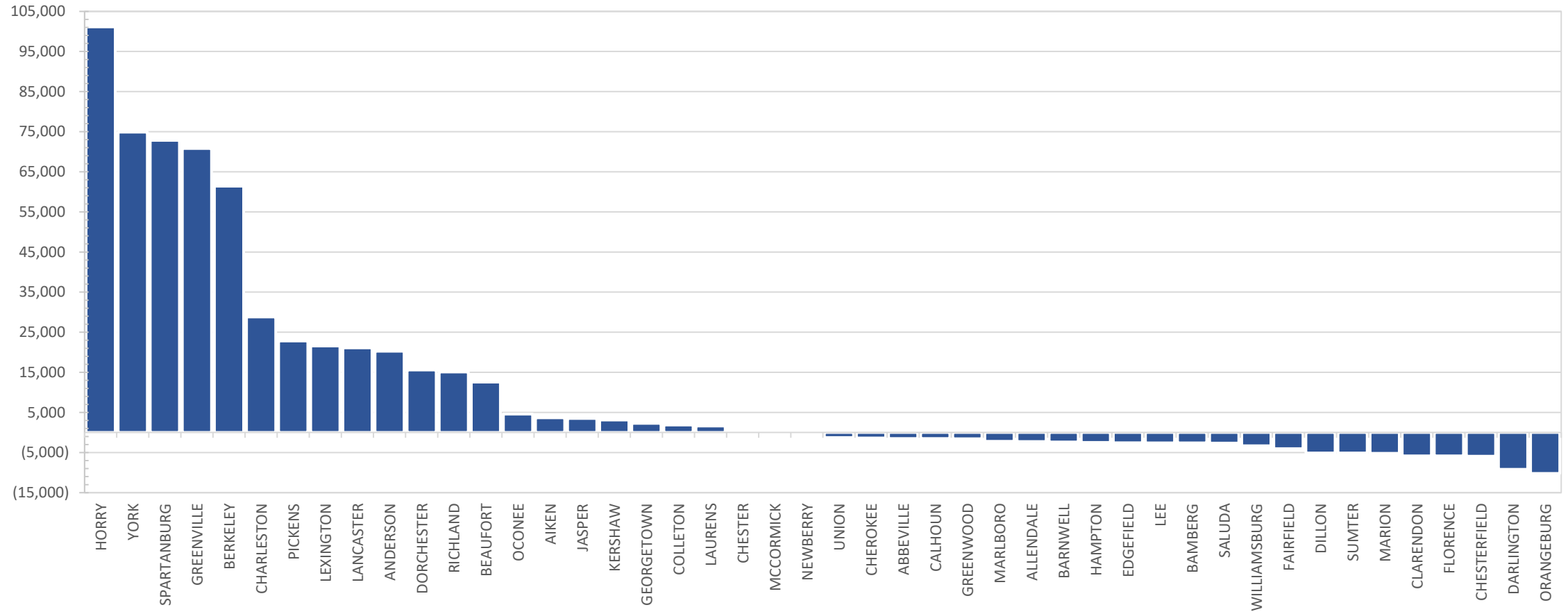
SC Demographic Projections

**“It’s tough to make predictions, especially about the future”
- Yogi Berra**

South Carolina Projected Population Change, 2020 - 2030

Horry, York, Spartanburg, Greenville, and Berkeley are expected to experience the highest growth

POPULATION CHANGE BY COUNTY FROM 2020 TO 2030



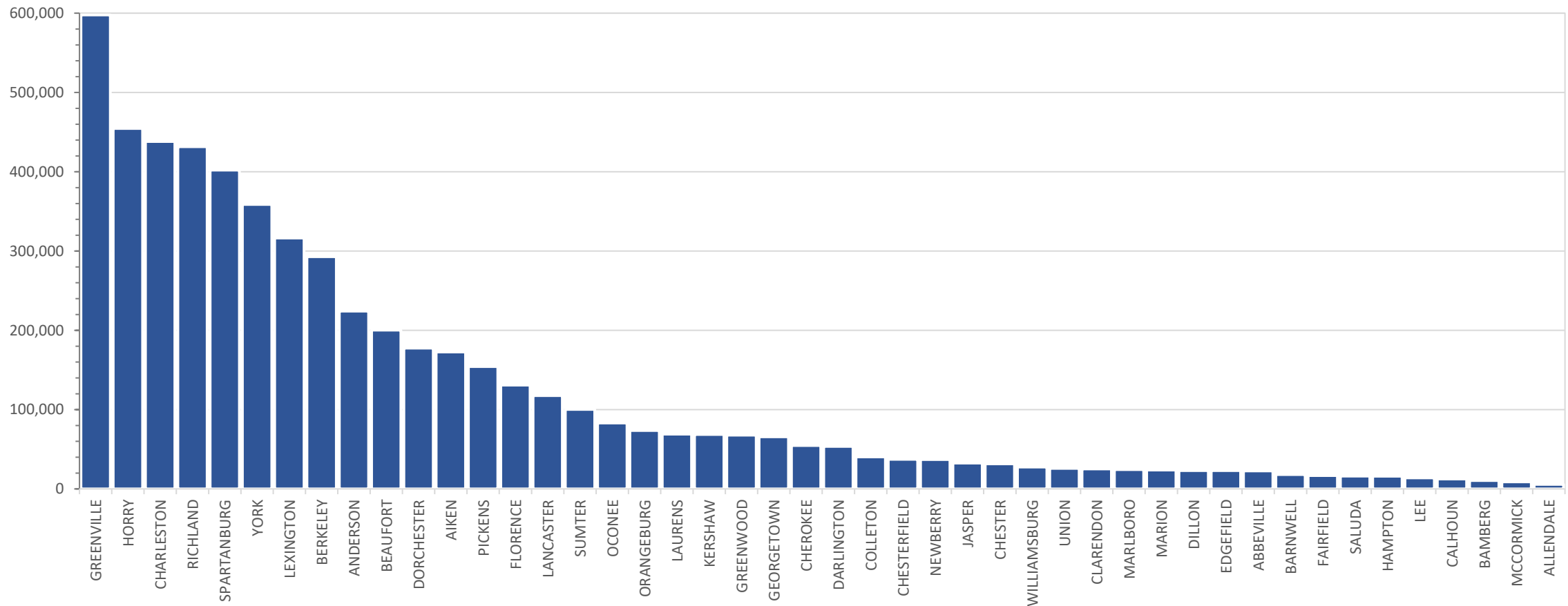
Source: Population Estimates Program Vintage 2020 estimates for 2010, Vintage 2021 estimates for 2020

South Carolina Projected Population, 2030

Five Largest: Greenville, Horry, Charleston, Richland, Spartanburg

Five Smallest: Allendale, McCormick, Bamberg, Calhoun, Lee

TOTAL POPULATION BY COUNTY, 2030

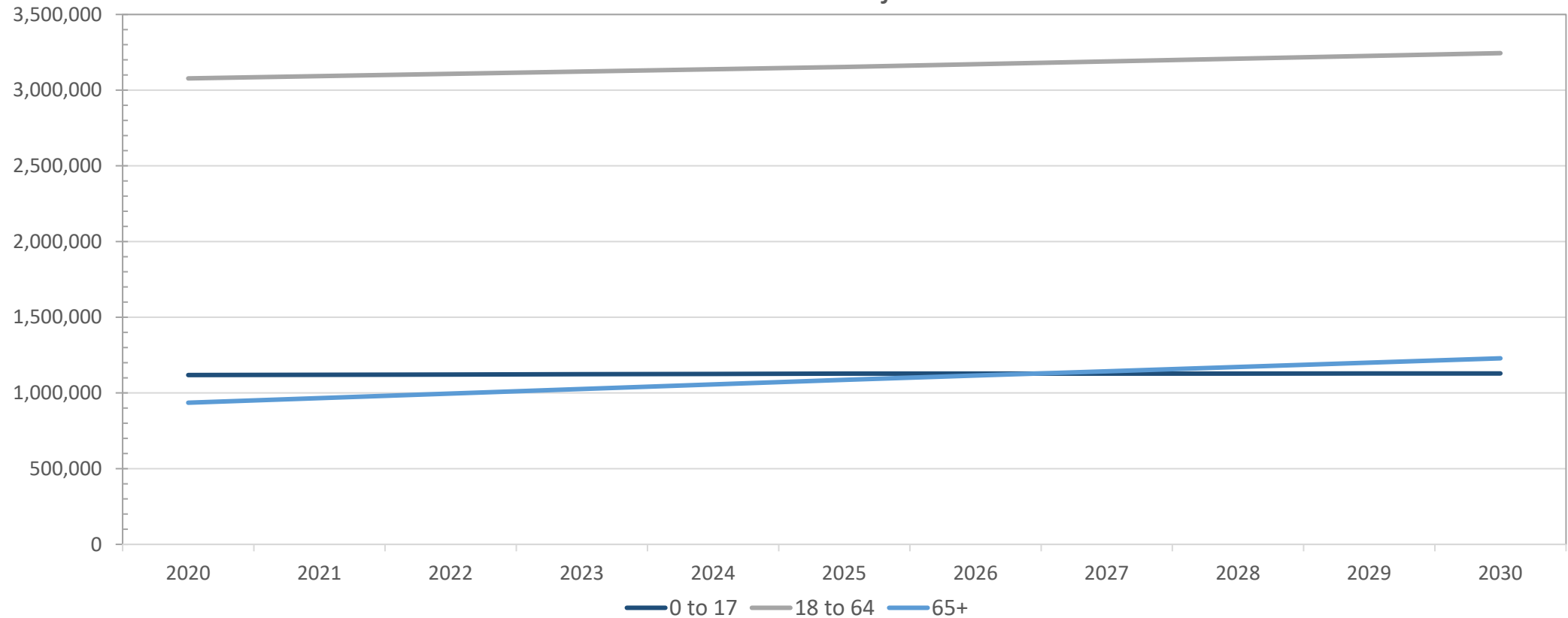


Source: US Census Bureau, Vintage 2021 Postcensal Estimates

SC Population by Age Group

Population in the 65 plus age range is projected to surpass the under 0-17 age range by 2027

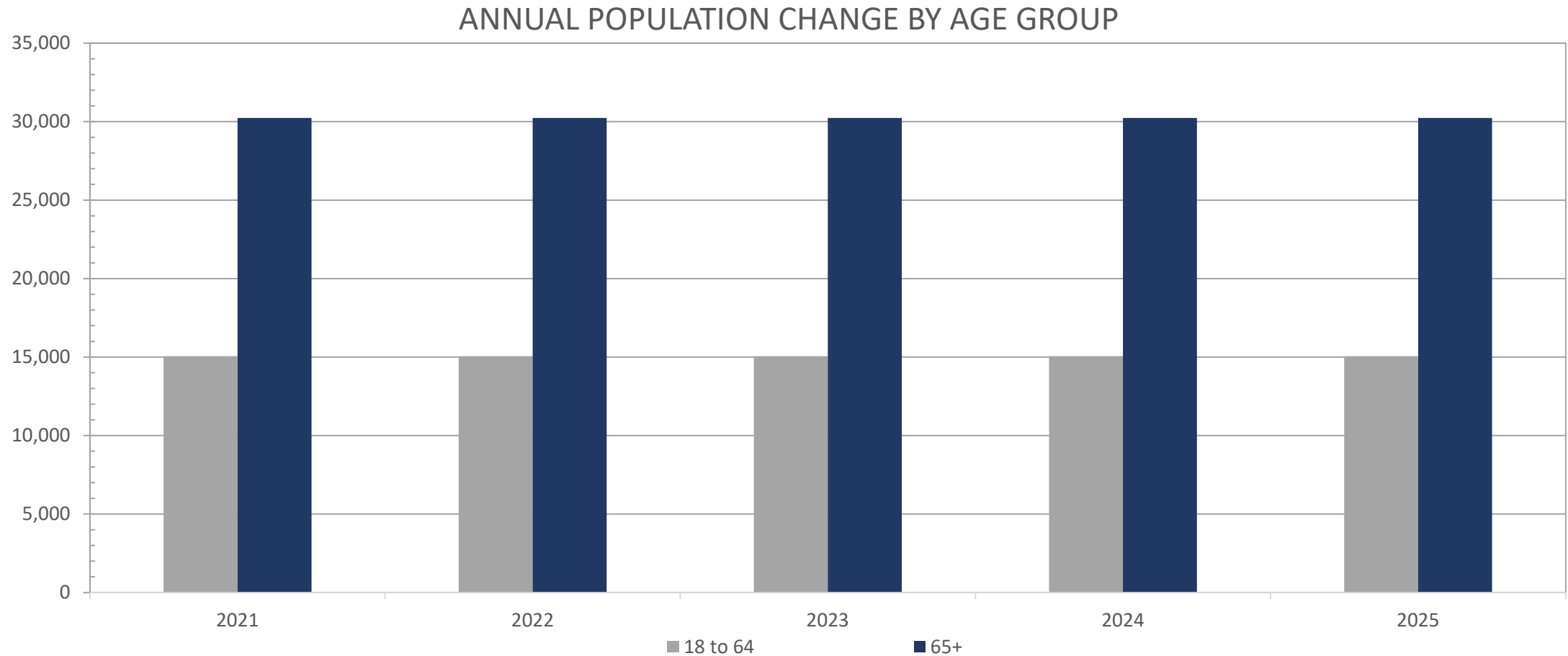
SC POPULATION BY AGE RANGE
Estimates and Projections



Source: U.S. Census Bureau, population estimates 2020, 2021; S.C. Revenue and Fiscal Affairs Office projections -319/lhj/08/29/2022

SC Projected Population Change by Age Group, 2021 – 2025

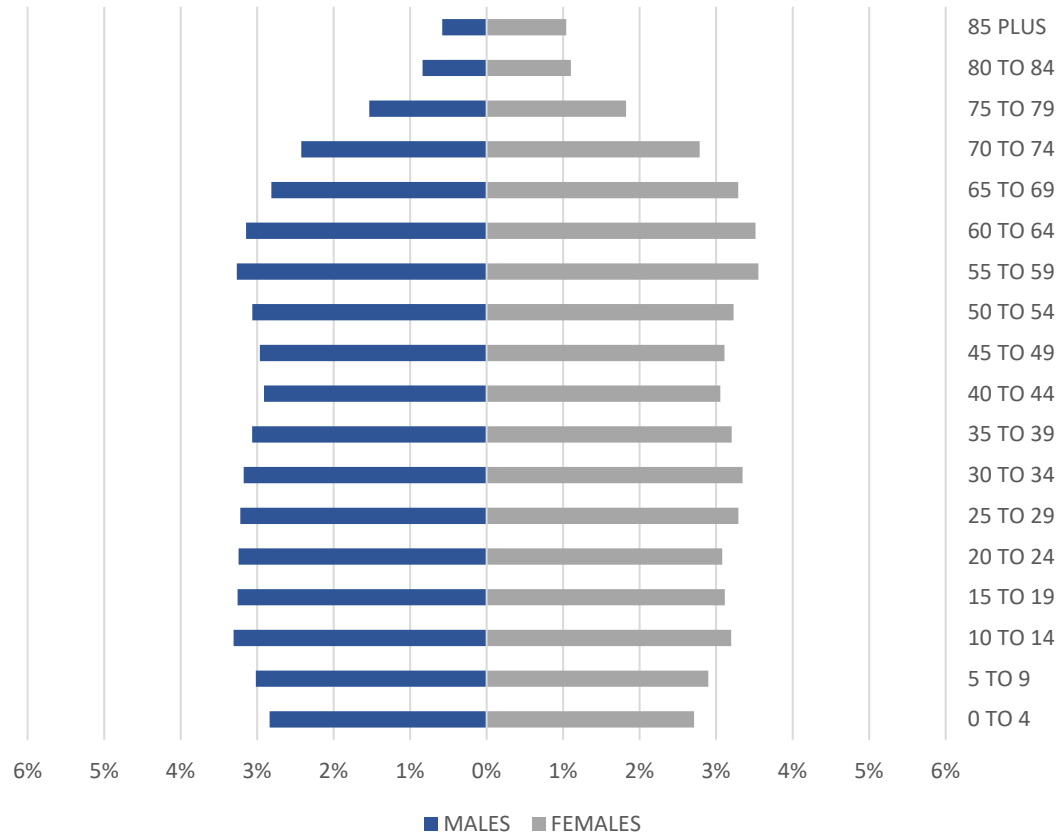
The growth in the retiree age group is approximately twice that of the workforce age group



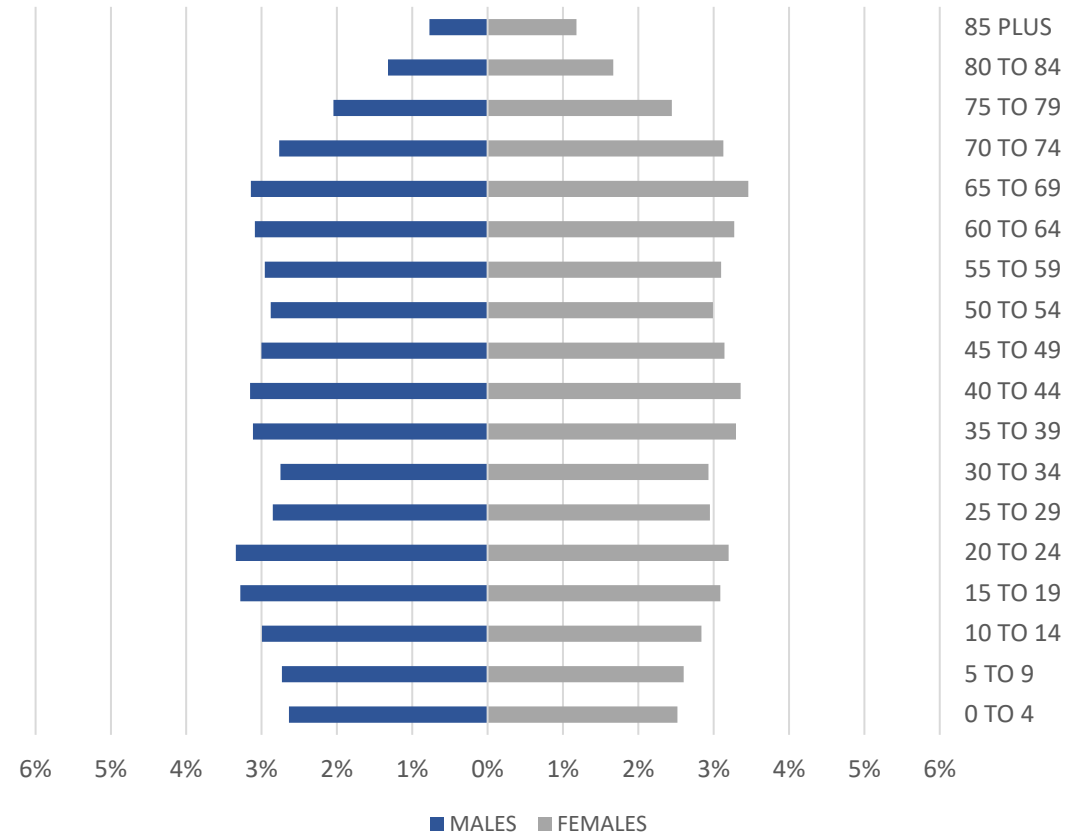
SC 2030 Population Projections

The median age is expected to increase from 40 to 42 over the next decade

2020 POPULATION PYRAMID



2030 POPULATION PYRAMID



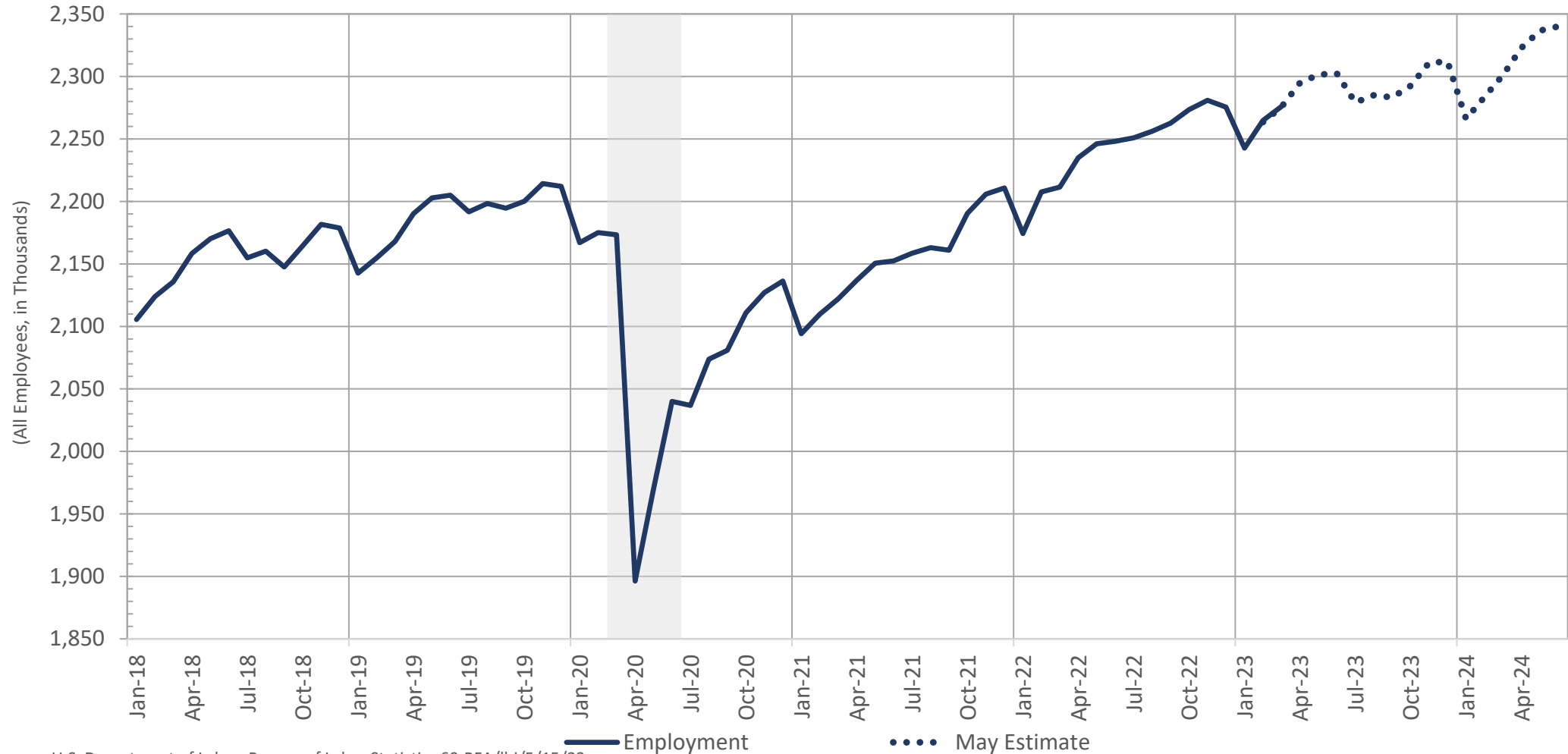
SC Workforce Trends and Challenges



SC Employment

Above pre-pandemic levels

TOTAL NONFARM EMPLOYMENT IN SOUTH CAROLINA

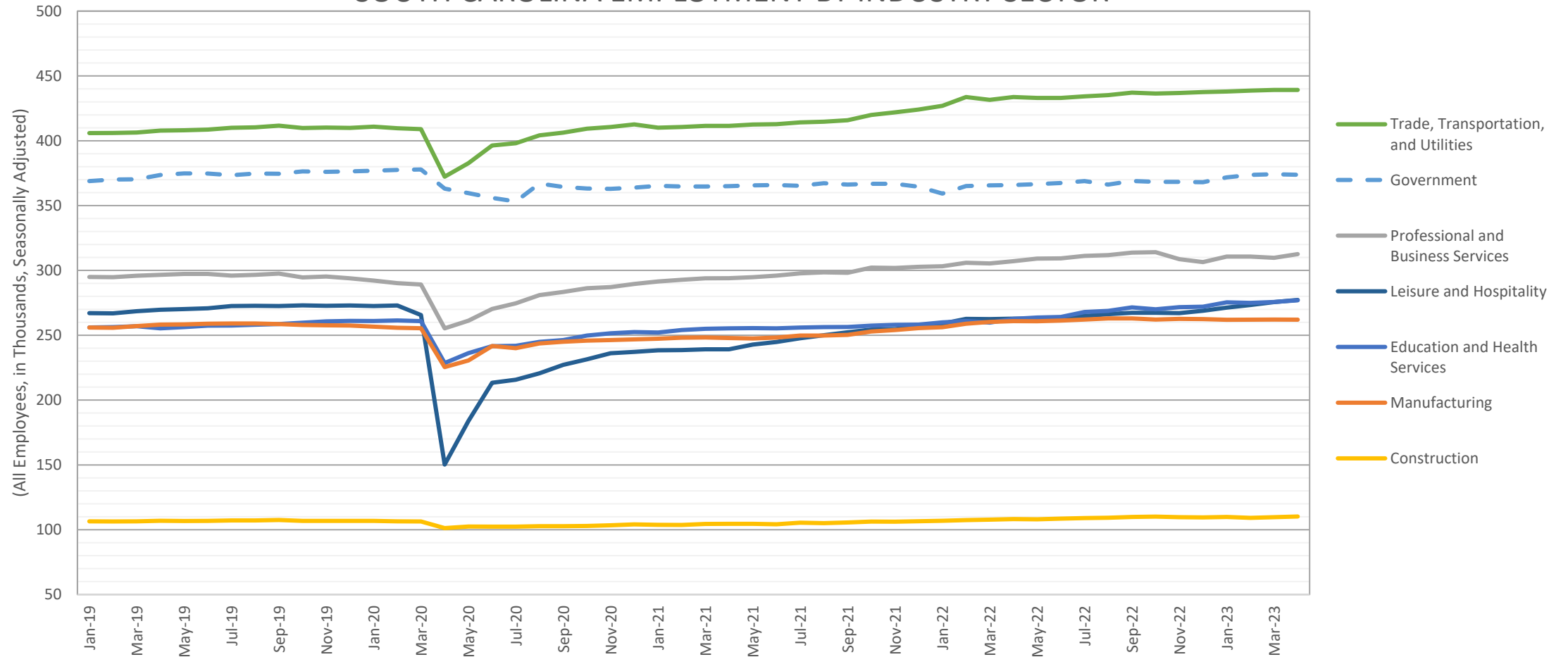


Source: U.S. Department of Labor, Bureau of Labor Statistics 60-RFA/lhj/5/15/23

SC Employment by Industry

Not all sectors have recovered to pre-pandemic employment levels; government, leisure and hospitality, and construction are below pre-pandemic levels

SOUTH CAROLINA EMPLOYMENT BY INDUSTRY SECTOR

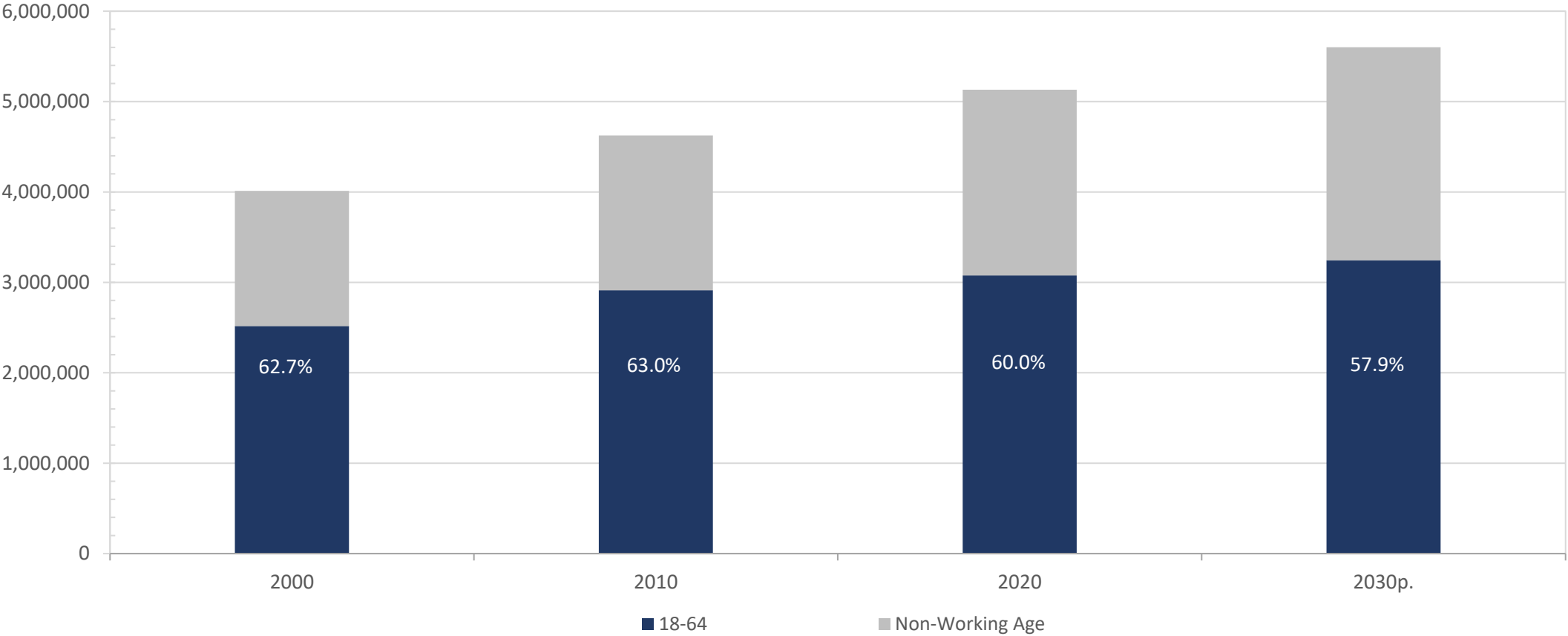


Source: U.S. Bureau of Labor Statistics 325-RFA/lhj/6/1/2023

SC Workforce Population, Age 18 - 64

The workforce age population is expected to comprise a smaller percentage of the total SC population; employers may be faced with more demand for goods and services but a relative smaller pool of workers

WORKING AGE VS TOTAL POPULATION



US Unemployed Persons Per Job Opening

There are currently more job openings than unemployed persons; the tight labor market continues to drive up wages

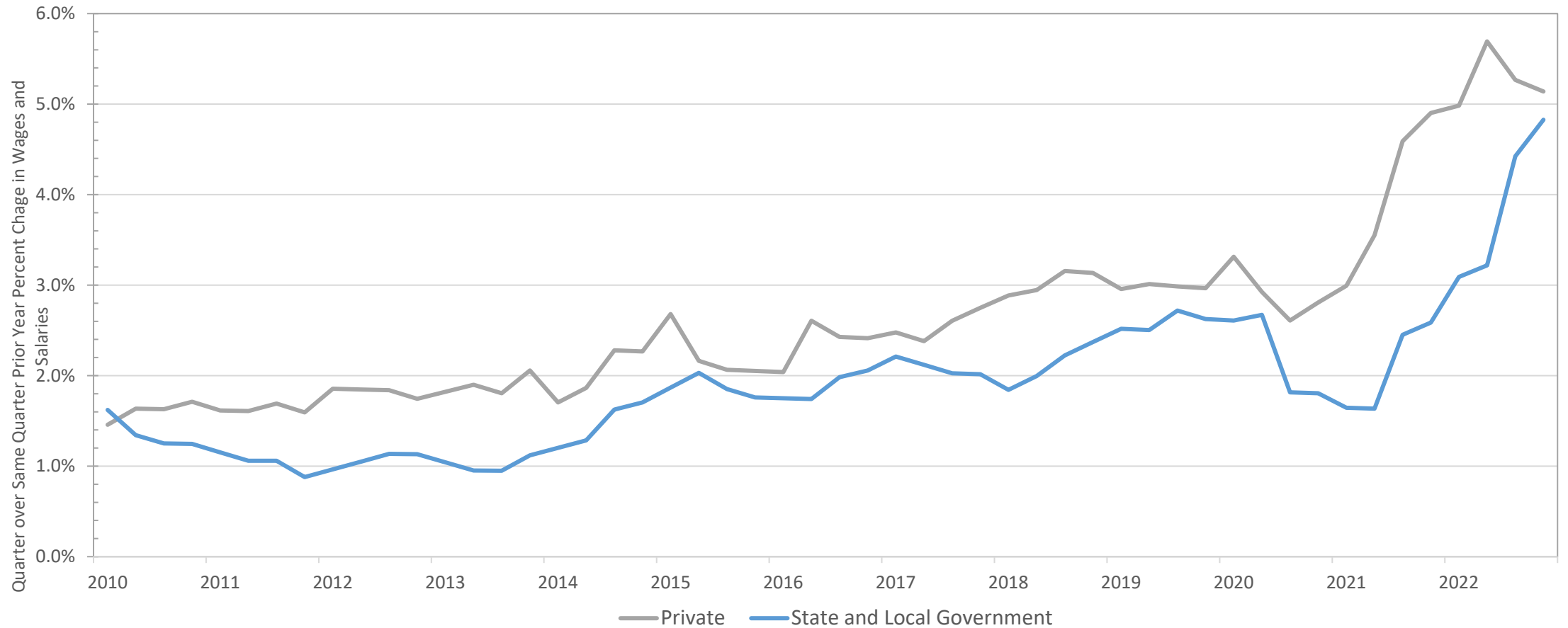


Source: U.S. Bureau of Labor Statistics, CPS and JOLTS; 259A - RFA/lhj/01/24/23

US Wage and Salary Growth

Private sector wage growth has far outpaced the public sector since the pandemic; competition for workers is driving up wages, and government sectors are lagging behind

US WAGE AND SALARY GROWTH

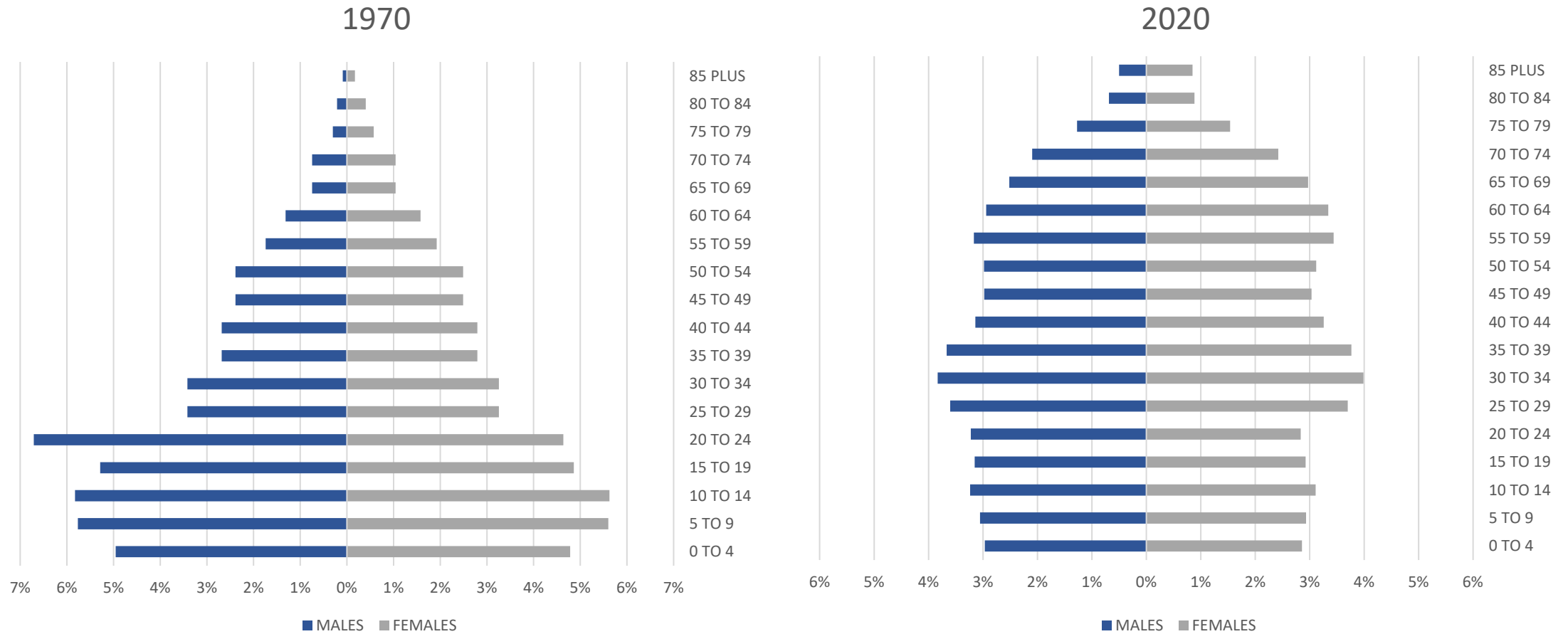


Source: U.S. Bureau of Labor Statistics, Employment Cost Index: Wages and Salaries: Private Industry Workers, Government Workers 318-RFA/lhj/04/11/2023

Berkeley-Charleston-Dorchester Population Comparisons



Berkeley-Charleston-Dorchester Population Pyramid

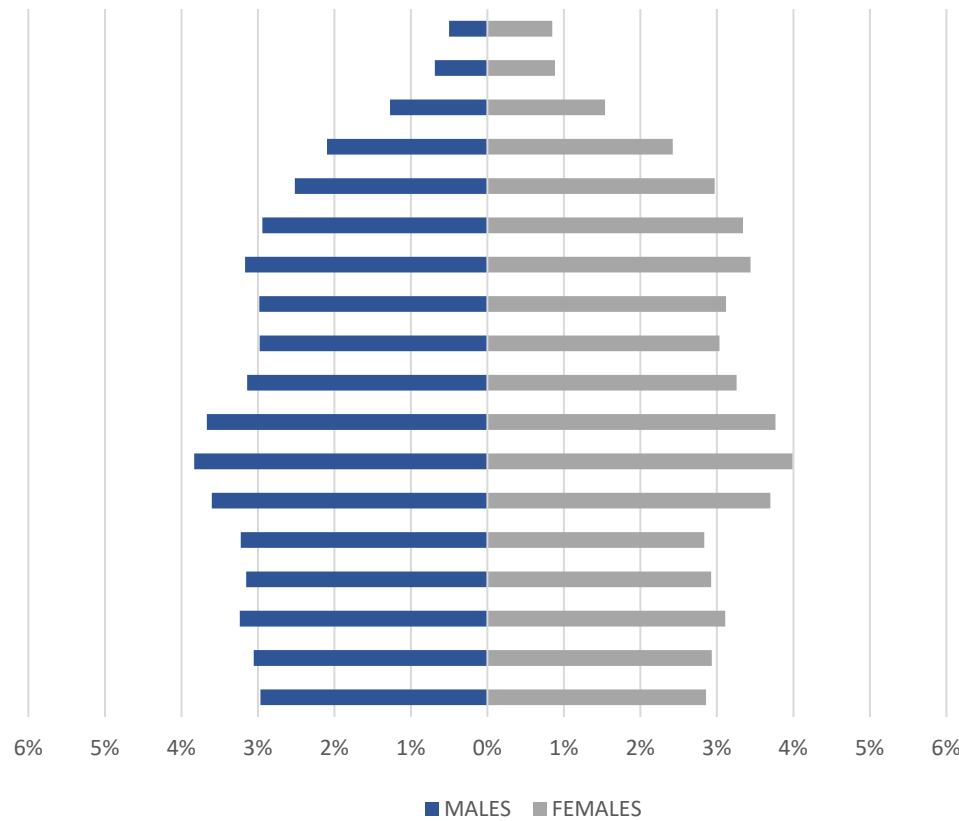


2020 Population Pyramid – BCD and SC

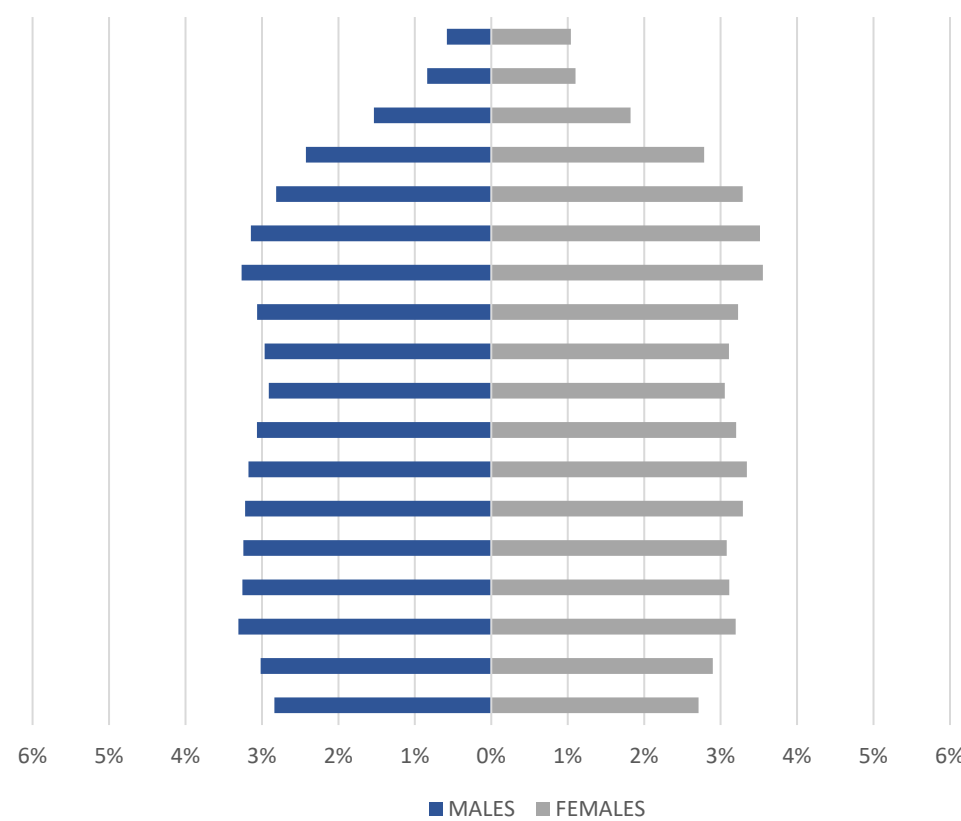
Berkeley-Charleston-Dorchester

2020 - BCD

2020 - SC



85 PLUS
80 TO 84
75 TO 79
70 TO 74
65 TO 69
60 TO 64
55 TO 59
50 TO 54
45 TO 49
40 TO 44
35 TO 39
30 TO 34
25 TO 29
20 TO 24
15 TO 19
10 TO 14
5 TO 9
0 TO 4

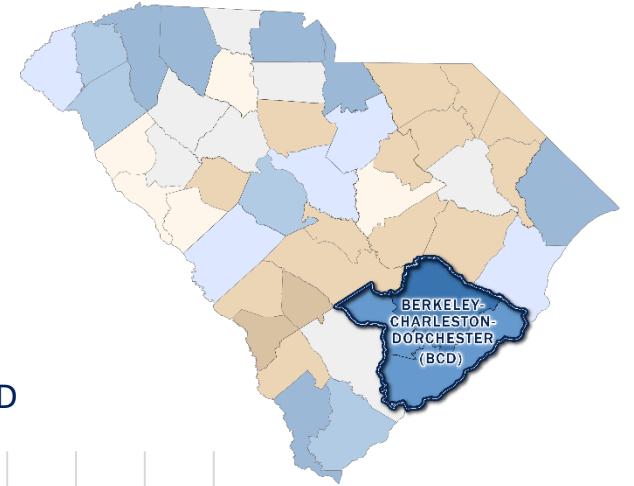


85 PLUS
80 TO 84
75 TO 79
70 TO 74
65 TO 69
60 TO 64
55 TO 59
50 TO 54
45 TO 49
40 TO 44
35 TO 39
30 TO 34
25 TO 29
20 TO 24
15 TO 19
10 TO 14
5 TO 9
0 TO 4

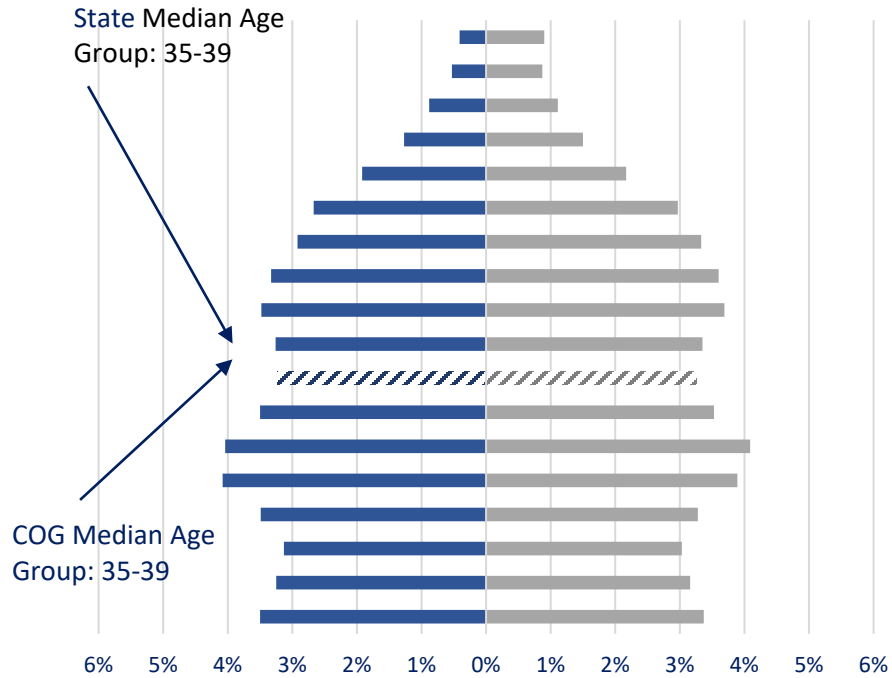
BCD 2010 and 2030 Population

% Change 2010-2030 by County

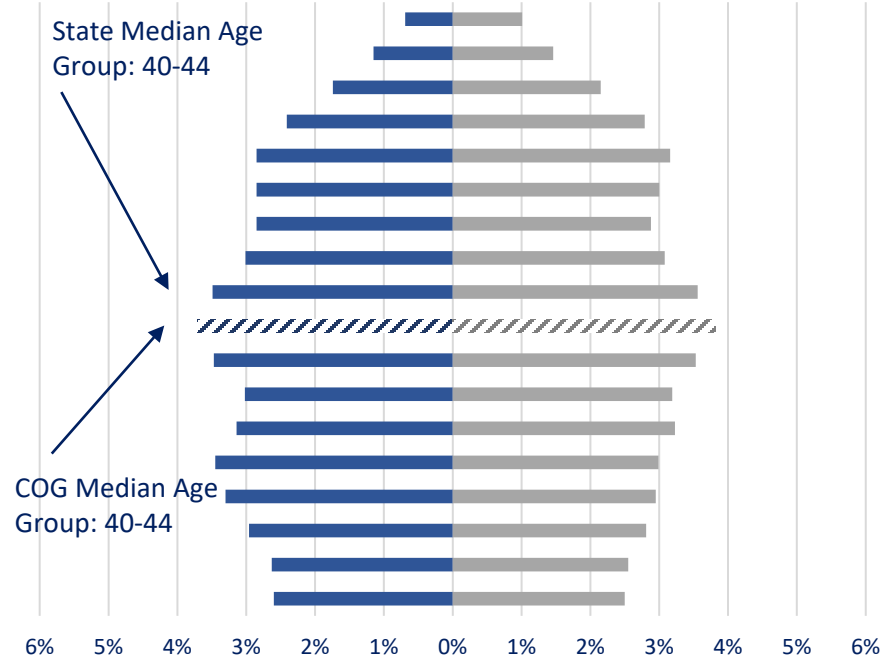
Berkeley = **63.2%**
 Charleston = 24.9%
 Dorchester = 29.6%



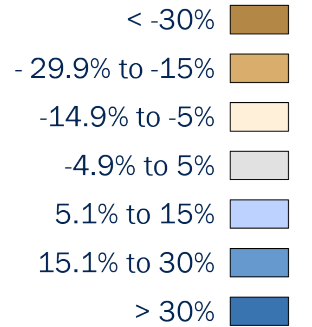
2010 POPULATION PYRAMID



2030 POPULATION PYRAMID



Cumulative % Change 2010-2030 By County



Projected Population Change by COG, 2020 to 2030

COG	2030		Change	Percent Change
	2020 Population	Projected Population		
Appalachian	1,326,795	1,516,741	189,946	14%
BCD	802,961	908,766	105,805	13%
Catawba	439,975	534,119	94,144	21%
Central Midlands	769,991	802,000	32,009	4%
Lowcountry	273,819	289,272	15,453	6%
Lower Savannah	308,923	293,628	-15,295	-5%
Pee Dee	326,760	293,328	-33,432	-10%
Santee Lynches	218,504	208,068	-10,436	-5%
Upper Savannah	215,161	207,884	-7,277	-3%
Waccamaw	447,840	547,936	100,096	22%
South Carolina	5,130,729	5,601,742	471,013	9%

Questions?

Thank you!



MEMORANDUM

Date: June 20, 2023
To: BCDCOG Board of Directors
From: Ron Mitchum, Executive Director
Subject: Amendment to the FY 2021- 2027 RTIP

BCDCOG Rural TIP Amendment

Attached for your review and approval is an amendment to the FY 2021-2027 Rural Transportation Improvement Program (RTIP). This amendment is advertised for public comment through July 6th, 2023. Subject to no comments and the approval of the Board, additions or adjustments to projects will be transmitted for inclusion in the State TIP (STIP).

RTIP Amendments


AMENDMENT #17 – JUNE 20, 2023

Projects Exempt from Guidesshare

SCDOT's new implementation plan for the delivery of improvements to the I-26 corridor from MM154 to MM187, reduces project programming from three (3) segments to two (2) segments as follows:

1. I-26 Widening (MM165 to MM176): At the request of SCDOT, delete/remove project from the TIP, since project's extents are covered or absorbed by the adjustments made in items 2 & 3 below.
2. I-26 Corridor Improvement (MM154 to MM172): At the request of SCDOT, add new project for the improvement of mainline I-26 from MM154 to MM172, and program \$30.54M for preliminary engineering, \$15M for right-of-way and \$280M for construction, for a total project cost of \$325.54M.
 - Add \$5,000,000 (PE) NHPP funds for preliminary engineering in FY2023
 - Add \$25,540,000 (PE/AC) NHPP funds for Advanced Construction in FY2023
 - Add \$12,770,000 (PE/ACC) NHPP funds for Advanced Construction Conversion in each of FY2024 and FY 2025
 - Add \$7,500,000 (R) NHPP funds for right-of-way in FY2026
 - Add \$7,500,000 (R/AC) NHPP funds for Advanced Construction in FY2026
 - Add \$7,500,000 (R/ACC) NHPP funds for Advanced Construction Conversion in FY2027
 - Add \$280,000,000 (CON) NHPP funds for construction in FY2028+
 - Add \$69,428,571 (CON) NHPP funds for construction in FY2030
 - Add \$210,571,429 (AC) NHPP funds for Advanced Construction in each of FY2030
 - Add \$92,571,429 (ACC) NHPP funds for Advanced Construction Conversion in each of FY2031 and FY2032
 - Add \$15,428,571 (ACC) NHPP funds for Advanced Construction Conversion in FY2033
 - Add \$10,000,000 (ACC) NHPP funds for Advanced Construction Conversion in FY2034

MEMORANDUM

- 
3. I-26 Widening (MM176 to MM187): At the request of SCDOT, adjust project extents from MM176 to MM187 to I-26 Widening from MM172 to MM187, and increase programming for preliminary engineering from \$6M to \$25M in FY 2023.
 - Increase NHPP funds programmed in FY 2023 for preliminary engineering by \$19,000,000 from \$6,000,000 for a total of \$25,000,000

BCDCOG RURAL TRANSPORTATION FINANCIAL STATEMENT (Cost in Thousands)

PIN #	Guideshare Projects	Prior Years	FY 2021	FY 2022	FY 2023	FY 2024	FY 2025	FY 2026	FY 2027	TIP COST (2021-2027)	REMAINING COST (2028+)	Total Project Cost	FUNDING
1 Cost-Share	US 78 Phase IIA (US 178 to SC-27S) (US 178 to Ridgeville Rd)	\$797 \$8,510 \$7,950 \$220										\$17,477	BCDCOG Rural Guideshare BCDCOG Rural Guideshare TIGER Funding Dorchester Co. Sales Tax
	US 78 Phase IIB* (SC-27S to S-18-22) (Ridgeville Rd to Orangeburg Road)	\$2,948 \$5,300 \$861 \$4,871		\$6,329 ACC						\$6,329		\$20,309	BCDCOG Rural Guideshare BCDCOG Rural Guideshare TIGER Funding Dorchester Co. Sales Tax Dorchester Co. Sales Tax
2 Cost-Share	INTERSECTION IMPROVEMENT - US 17A @ SC 6	\$1,191										\$1,191	BCDCOG Rural Guideshare
	US 17 A (Phase III) (Widen to 5 Lanes from S-9 to Near SC 6 in Moncks Corner)	\$3,401										\$3,401	BCDCOG Rural Guideshare
RLRTP #1, #2, #3	US 17 @ SC 165 & US 17 @ New Rd - Intersection Improvement (Traffic Control/Bike & Ped.)				\$50 PL	\$389 PE	\$250 R	\$3,028 C		\$3,717		\$3,717	BCDCOG Rural Guideshare
RLRTP #5	US 52 @ SC 402 - Intersection Improvement				\$30 PL	\$50 PE	\$462 C			\$542		\$542	BCDCOG Rural Guideshare
RLRTP #7, #12	SC 165 - Hollywood Town Limit to Town Council Rd (Bike/Pedestrian)				\$250 PE	\$850 R			\$1,950 C	\$3,050		\$3,050	BCDCOG Rural Guideshare
RLRTP #8, #9, #14	SC 162 @ SC 165 & SC 162 @ Gibson Rd - Inter. Improvement (Traffic Control/Bike & Ped.)				\$50 PL	\$200 PE	\$200 R	\$1,719 C		\$2,169		\$2,169	BCDCOG Rural Guideshare
RLRTP #10	SC 27 @ S. Railroad Ave - Intersection Improvement				\$50 PL	\$170 PE		\$200 R	\$1,238 C	\$1,658		\$1,658	BCDCOG Rural Guideshare
	GUIDESHARE PROJECT SUBTOTALS	\$16,846	\$0	\$6,329	\$430	\$1,659	\$912	\$4,947	\$3,188	\$17,465		\$53,514	
	GUIDESHARE ALLOCATION		\$2,181	\$2,181	\$2,181	\$2,181	\$2,181	\$2,181	\$2,181				
	CARRYOVER AVAILABLE		\$2,195	\$4,573	\$425	\$2,176	\$2,699	\$3,968	\$1,202				
	BOND PROCEEDS		\$0	\$0	\$0	\$0	\$0	\$0	\$0				
	GUIDESHARE BALANCE		\$4,573 *	\$425	\$2,176	\$2,699	\$3,968	\$1,202	\$196				

* Guideshare Balances from FY 2020 and FY 2021 applied to AC Conversion (ACC) programmed in FY2022

BCDCOG RURAL TRANSPORTATION FINANCIAL STATEMENT (Cost in Thousands)

PIN #	Guideshare Projects	Prior Years	FY 2021	FY 2022	FY 2023	FY 2024	FY 2025	FY 2026	FY 2027	TIP COST (2021-2027)	REMAINING COST (2028+)	Total Project Cost	FUNDING
PROJECTS EXEMPT FROM GUIDESHARE													
	Bridge Replacement & Rehab Projects												
	US 78 @ Four Hole Swamp (Replacement)	\$11,175										\$11,175	Bridge Program
	SC 174 @ Store Creek (Replacement)	\$4,771										\$4,771	Bridge Program
	SC 174 @ Sand Creek (Replacement)	\$7,160										\$7,160	Bridge Program
	SC 174 @ Russell Creek (Replacement)	\$11,000										\$11,000	Bridge Program
	SC 165 Caw Caw Swamp No. 1 (Replacement)	\$5,647										\$5,647	Bridge Program
	SC 165 Caw Caw Swamp No. 2 (Replacement)	\$5,260										\$5,260	Bridge Program
	SC 165 Caw Caw Swamp No. 3 (Replacement)	\$5,221										\$5,221	Bridge Program
P027127	US 176 @ Dean Swamp	\$16,094										\$16,094	Bridge Program
P037127	US 15 over Indian Field Swamp	\$7,806										\$7,806	Bridge Program
P037129	Taylor Pond Rd (S-139) (Replacement)	\$832	\$50 R	\$1,940 C						\$1,990		\$2,822	Bridge Program
P030449	Toogoodoo Rd (S-390) over Swinton Creek (Replacement)			\$760 PE		\$39 R		\$6,804 C		\$7,604		\$7,604	Bridge Program
	Statewide Safety Program												
	US 17A & S-48 (Bethera Rd) & S-97 (Cane Gully Rd) & S-40 (Harristown Rd)	\$1,100										\$1,100	Statewide Safety Program
P039388	US 176 (State Rd)/S-135 (Mudville Rd) - Intersection Safety Improvement	\$250		\$100 R						\$2,100		\$2,350	Statewide Safety Program
	Section/Corridor Improvements - Statewide Safety Program (2015 Commission Approved)				\$2,000 C								Statewide Safety Program
	I-26 Clear Zone Improvements from near MM 180 to near MM 221	\$5,400										\$5,400	HSIP
P029757	I-26 Cable Guardrail Improvements from near MM 168 to MM 199 (Phase II)	\$10,000										\$10,000	HSIP
	Interstate Safety Improvements												
	Repair Refuge Perimeter Rd (Route 100) - Ace Basin National Wildlife	\$1,000										\$1,000	Eastern Federal Lands
	Pavement Projects												STBG
	Safety Projects												STBG
	Pavement Signing & Marking												STBG
	ITS (Interstate)												STBG
	Incident Response Program												STBG
	Appropriation Earmark												STBG
	I-26 New Interchange (Near MM 189)	\$35,000										\$35,000	SC Dept of Commerce
		\$645								\$194,000		\$201,000	SIB
P029263	I-26 Widening from near SC 27 (Exit 187) to near Jedburg Rd (Exit 194)	\$6,355	\$4,000 R										Interstate Program (NHPP)
				\$3,540 C									Interstate Program (NHPP)
				\$186,460 AC									STBG - TAP
					\$62,153 ACC	\$62,153 ACC		\$36,460 ACC					Interstate Program (NHPP)
								\$25,693 ACC					Interstate Program (ARPA-STF))
P038677	I-26 @ I-95 Interchange Improvement	\$1,000		\$6,000 PE	\$59,657 C					\$239,000		\$240,000	Interstate Program (NHPP)
					\$173,343 AC	\$79,543 ACC	\$79,543 ACC	\$14,257 ACC					Interstate Program (NHPP)
	I-26 Widening (MM-165 to MM-176)				\$7,000 PE								Interstate Program (NHPP)
Amendment 6/20/2023	I-26 Widening (MM 154 to MM 172)				\$5,000 PE			\$7,500 R		\$45,540	\$280,000	\$325,540	Interstate Program (NHPP)
	I-26 Widening (MM172 to MM 187)				\$25,540 PE/AC	\$12,770 PE/ACC	\$12,770 PE/ACC	\$7,500 R/AC	\$7,500 R/ACC				Interstate Program (NHPP)
	I-26 Widening (MM172 to MM 187)				\$25,000 PE					\$25,000		\$25,000	Interstate Program (NHPP)
	Interstate Preservation & Construction - I-26 (MM 149-MM172)	\$59,200										\$59,200	Interstate Program (NHPP)
P028590	S-98 (Halfway Creek Rd) Resurfacing and shoulder improvement		\$55 PE \$71 PE		\$867 C \$1,561 C					\$2,553		\$2,553	Federal Lands Pavements-Non FA Federal Lands Pavements-Non FA
PROJECTS EXEMPT FROM GUIDESHARE SUBTOTAL*			\$194,916	\$4,176	\$14,768	\$153,811	\$154,505	\$154,466	\$28,562	\$7,500	\$517,787	\$280,000	\$992,703

*Does not include STIP-Referenced Projects

BCDCOG RURAL TRANSPORTATION FINANCIAL STATEMENT (Cost in Thousands)

PIN #	Guideshare Projects	Prior Years	FY 2021	FY 2022	FY 2023	FY 2024	FY 2025	FY 2026	FY 2027	TIP COST (2021-2027)	REMAINING COST (2028+)	Total Project Cost	FUNDING
FEDERAL TRANSIT ADMINISTRATION													
BERKELEY CITIZENS													
	Purchase of Service	\$218	\$50	\$50	\$50					\$150		\$368	FTA Section 5310
	Capital	\$60										\$60	FTA Section 5310
	Vehicle Acquisition	\$90										\$90	FTA Section 5310
ENHANCED MOBILITY													
	BCDCOG - Mobility Management	\$67	\$40	\$40	\$40					\$120		\$187	FTA Section 5310
	BCD RTMA - Operations	\$126										\$126	FTA Section 5310
TRI-COUNTY LINK (BCD RTMA)													
	Administration, Operating, & Capital	\$5,524		\$1,001	\$1,229					\$2,231		\$7,755	FTA Section 5311 - Federal
		\$219		\$243	\$247					\$491		\$710	FTA Section 5311 - SMTF
	BCD RTMA - Section 5311 (ARP Act)				\$95							\$95	FTA Section 5311 - ARP Act 2021
	COVID-19 Research Demonstration Grant (FY 2020)		\$575 CA							\$575		\$575	FTA - Federal Funds
			\$100 CA							\$100		\$100	Local match - Charleston Co. TST
FTA FUNDED PROJECTS SUBTOTAL		\$6,304	\$765	\$1,335	\$1,661					\$3,761		\$10,065	
TRANSPORTATION ALTERNATIVE PROJECTS													
P28051900719	McClellanville Bicycle Pedestrian Connection - Pinckney St/Old Cemetery/Kitt Hall Rd	\$400										\$900	STBG
		\$100											2019 RTP
		\$400											Match - Local/County
Wambaw Cycle Trail													
P28051900919	Enhancement Project	\$50										\$300	2019 RTP
P28052001820	Enhancement Project	\$88											2020 RTP
P28052101321	Enhancement Project		\$80 C							\$100			2021 RTP
P28052201422	Enhancement Project			\$50 C						\$63			2022 RTP
			\$20 C	\$13 C									Match - Local/County
P28051700517	Courthouse Park Recreation Trail	\$100										\$125	2017 RTP
		\$25											Match - Local/County
P28052100621	Awendaw East Coast Greenway Phase 2		\$100 C							\$125		\$125	2021 RTP
			\$25 C										Match - Local/County
TA PROJECTS SUBTOTAL		\$1,163	\$225	\$63						\$288		\$1,450	
RURAL TIP GRAND TOTAL			\$219,229	\$5,166	\$22,495	\$155,902	\$156,164	\$155,378	\$33,509	\$10,688	\$539,302	\$1,057,732	

KEY: PE - Preliminary Engineering R - Right of Way C - Construction VA - Vehicle Acquisition OP - Operating Expenses CA - Capital Expenses PS - Purchase of Service PL - Planning RTP - Recreation Trails Program SIB - State Infrastructure Bank

¹ AC (Advanced Construction) reflects the use of state funds to initiate a project. Represents the commitment of state funds to satisfy the programming levels exceeding available federal funding in a given year.

² AC Conversion (Advanced Construction Conversion) reflects the conversion of state funds to federal funds in the future.

Berkeley-Charleston-Dorchester Council of Governments
Statement of Revenues & Expenditures
For the Period Ending April 30, 2023

Time elapse
83%

	Original Budget FY23	Revised Budget FY23	Actual	% of Budget
Revenues				
EDA (Planning)	70,000	108,650	79,012.00	73%
PL Funds (UWP)	859,362	859,362	669,987.97	78%
DHEC	89,000	69,115	49,631.32	72%
State Rural Transportation	85,000	125,000	117,063.29	94%
STBG Funds	114,723	202,993	99,682.68	49%
LPA Enhancement	400,000	135,681	25,606.58	19%
Freight Plan	57,209	108,545	-	0%
Bike/Ped Plan Maint. & Impl.	31,000	48,839	25,265.97	52%
Regional Transit Framework Plan Maint. &	49,600	5,636	9,939.45	176%
Bike/Ped Safety Maint & Impl.	30,400	30,067	17,347.63	58%
Freight Plan Maint. & Impl.	49,600	10,000	683.67	7%
US 52 Corridor Study	40,000	66,861	21,015.93	31%
Travel Demand Model	164,842	166,951	118,961.00	71%
ITS Architecture & Deployment Guide	313,801	279,055	200,037.00	72%
FTA 5307 CARES Act	1,308,332	297,349	293,148.00	99%
FTA TOD Ph.2	860,000	239,741	3,796.00	2%
FTA US 52 (BRT) Route Study	650,000	-	-	N/A
FTA 5307	512,843	516,991	297,040.00	57%
FTA 5307 - FHWA ITS & Planning	160,000	160,000	-	0%
FTA 5307 - Commuter Van Pool	12,000	50,103	27,772.00	55%
FTA 5310	590,249	542,144	128,955.00	24%
FTA 5311	-	-	1,588.40	N/A
FTA 5312 - Research Demo. Grant	51,000	54,860	54,835.00	100%
FTA 5314 - CTAA Mobility Mgmt.	-	3,379	3,378.47	100%
FTA 5339 - Battery Electric Buses	901,380	901,380	901,380.00	100%
EPA - Battery Electric Equipment	143,544	143,545	-	0%
WIOA	3,342,909	3,600,392	2,420,203.92	67%
SCDOI VW EMT - Battery Electric Buses	5,848	5,349	5,349.00	100%
SC Rural Infrastructure Authority	-	20,000	10,753.14	54%
CDBG Planning Grants	147,990	72,673	50,699.35	70%
SC Brownsfields Environmental Site Testin	-	54,411	5,252.00	10%
SC Broadband/SC Digital	-	-	9,000.00	N/A
RLF (Fees)	3,500	500	-	0%
Local Assistance Contracts	35,000	19,000	13,585.24	72%
Planning Services	119,500	176,500	171,266.81	97%
Dischargers (3D WQ Model)	86,740	86,740	43,535.00	50%
Dischargers (208 WQM)	90,000	90,000	90,000.00	100%
Chs. Co. Workkeys	1,000	1,000	-	0%
Permit Fees	35,000	35,000	27,450.00	78%
Interest Income	-	3,114	4,535.84	146%
Miscellaneous Revenue	-	2,723	3,155.68	116%
CARTA Management Services	75,000	75,000	62,500.00	83%
CARTA - IGA	2,739,219	3,270,246	2,765,037.55	85%
CARTA - Parking Lot Expansion	-	32,730	18,669.49	57%
CARTA - Shelter Engineering	50,000	25,000	-	0%
CARTA - ITS	40,000	119,900	-	0%
CARTA - Route Study	563,000	219,621	46,230.66	21%
Hop Lot	50,000	50,913	50,912.89	100%
Lowcountry Rapid Transit	10,737,306	7,159,711	1,455,596.83	20%
Lowcountry Rapid Transit - TOD Ph.2	215,000	59,935	949.31	2%
RTMA - Management Services	50,000	50,000	41,666.67	83%
RTMA - IGA	183,091	138,205	159,038.05	115%

Berkeley-Charleston-Dorchester Council of Governments
Statement of Revenues & Expenditures
For the Period Ending April 30, 2023

Time elapse
83%

	Original Budget FY23	Revised Budget FY23	Actual	% of Budget
Sale of Publications/Maps	50	50	-	0%
State Appropriation	71,264	299,377	249,480.84	83%
Berkeley County Appropriation	287,326	287,326	239,438.33	83%
Charleston County Appropriation	510,294	510,294	425,245.00	83%
Dorchester County Appropriation	201,925	201,925	168,270.83	83%
TOTAL REVENUES	27,184,847	21,793,882	11,683,949.79	54%
<u>Expenditures</u>				
<u>Personnel Costs:</u>				
Salaries	4,153,481	3,938,938	3,087,053.33	78%
Other Personnel Costs	13,520	13,520	5,606.25	41%
Unemployment	1,323	1,388	1,154.35	83%
Employee Insurance	424,243	358,087	299,447.72	84%
Retirement: Employer's Share	729,351	691,678	537,334.31	78%
Employer 401k Match	4,200	3,450	2,550.00	74%
FICA: Employer's Share	318,776	302,363	224,587.76	74%
Total Personnel Costs	5,644,894	5,309,424	4,157,733.72	78%
<u>Operating Expenditures:</u>				
Automotive	88,085	111,421	71,773.54	64%
Advertising	6,500	4,000	1,525.70	38%
Professional Services	16,894,376	11,531,728	3,896,505.21	34%
Contract Services	2,156,955	2,506,705	1,506,395.03	60%
Postage	7,059	7,079	6,853.07	97%
Dues & Memberships	21,808	23,576	20,866.32	89%
Equipment Rental	39,689	39,689	30,600.91	77%
Agency Insurance	89,052	93,917	91,083.84	97%
Temporary Outside Help	5,000	23,083	23,082.46	100%
Repairs & Maintenance	21,494	39,175	31,413.40	80%
Travel	11,700	51,138	36,467.93	71%
Books & Publications	7,012	7,024	5,960.58	85%
Equipment Maintenance	494,494	409,512	312,398.49	76%
Supplies	46,000	57,005	48,545.33	85%
Printing	15,350	11,500	1,983.80	17%
Rent	627,130	626,297	520,658.69	83%
Utilities	40,823	40,823	31,611.27	77%
Communications	85,896	85,627	68,176.39	80%
Training & Education (Staff & WIOA)	174,604	329,074	106,616.66	32%
Uniforms	14,000	16,500	14,193.44	86%
Office Equipment	629,226	395,992	157,655.81	40%
New Office Building	20,000	5,000	-	0%
Miscellaneous	36,800	59,170	46,403.43	78%
Total Operating Expenditures	21,533,053	16,475,035	7,030,771.30	43%
<u>Component Unit:</u>				
BCD Regional Development Corp	6,900	9,423	6,772.72	72%
Total Component Unit	6,900	9,423	6,772.72	72%
TOTAL EXPENDITURES	27,184,847	21,793,882	11,195,277.74	51%
Excess (Deficit) of Revenues Over (Under) Expenditures	-	-	488,672.05	

Berkeley-Charleston-Dorchester Council of Governments
General Fund
Balance Sheet
April 30, 2023

ASSETS

Bank of SC - General Fund	108,456.72
Bank of SC - MMA	3,250,103.55
Investment Pool - General Fund	56,287.71
Petty Cash	100.00
Accounts Receivable	959,089.56
Health Insurance Advance Deposit	21,365.70
Prepaid Expenses	359,699.46
Prepaid Expenses - LCRT	7,000,000.00
Accrued Revenue	<u>1,002,215.57</u>
Total Assets	<u><u>12,757,318.27</u></u>

LIABILITIES

Accrued Payroll & Liabilities	53,517.67
Accounts Payable	817,533.64
Unearned Revenue	680,350.38
Unearned Revenue - LCRT	7,000,000.00
Employee Payroll Liabilities	<u>27,404.56</u>
Total Liabilities	8,578,806.25

EQUITY

Current Year Fund Balance	488,672.05
Fund Balance	3,689,006.45
Fund Balance - Non Spendable	<u>833.52</u>
Total Equity	4,178,512.02

Total Liabilities & Fund Equity 12,757,318.27

Berkeley-Charleston-Dorchester Council of Governments
Revolving Loan Fund
Balance Sheet
April 30, 2023

ASSETS

Bank of SC - RLF General	1,129,511.73
Investment Pool (RLF1)	131,042.75
Loans Receivable	<u>345,072.63</u>
Total Assets	<u><u>1,605,627.11</u></u>

LIABILITIES

Due to General Fund	<u>0.00</u>
Total Liabilities	0.00

EQUITY

Current Year Fund Balance	66,873.16
Fund Balance	<u>1,538,753.95</u>
Total Equity	1,605,627.11

Total Liabilities & Fund Equity 1,605,627.11

Berkeley-Charleston-Dorchester Council of Governments
City of N. Chas. Revolving Loan Fund
Balance Sheet
April 30, 2023

ASSETS

LGIP	<u>242,876.76</u>
Total Assets	<u><u>242,876.76</u></u>

EQUITY

Current Year Fund Balance	7,420.79
Fund Balance	<u>235,455.97</u>
Total Equity	242,876.76
Total Liabilities & Fund Equity	<u><u>242,876.76</u></u>

BCD Council of Governments

RLF Activity as of 5/31/23

	Closing Date	Original Loan Principal	Total Fees Received	Bad Debt	Total Interest Received	Total Principal Repaid	Ending Principal Balance	Interest Rate	Status of Loan
EDA RLF									
White Horses, LLC	6/10/16	127,500.00	6,225.23	0.00	30,817.56	44,292.97	83,207.03	4.50%	Current
Lowcountry Kettle	12/16/19	250,000.00	8,770.32	0.00	21,810.98	78,536.19	171,463.81	4.00%	Current
Program Income (Admin.)					0.00				
Other (Inactive)		8,666,608.27	327,522.11	(987,512.43)	1,213,641.29	8,899,814.94			
Checking Int. Earned					375,357.84				
Bank Charges (Wire)					(414.50)				
GRAND TOTAL		9,044,108.27	342,517.66	(987,512.43)	1,641,213.17	9,022,644.10	254,670.84		
PRIOR YEAR COSTS		(9,044,108.27)	(341,138.20)	1,037,993.35	(1,624,519.49)	(8,984,823.76)			
FY 2023 TOTALS		0.00	1,379.46	50,480.92	16,693.68	37,820.34			

EDA RLF - CARES									
Gardner Gains	1/11/21	40,000.00	1,000.00	0.00	0.00	40,000.00	0.00	3.25%	Paid Off 12/6/21
Inspired by Annette			500.00						
Tax Connect			250.00						
Lowcountry Kettle	05/06/22	100,000.00	2,453.57	0.00	0.00	14,285.76	85,714.24		Current
Home Watch Care Givers									
Program Income (Admin.)									
Other (Inactive)		0.00	0.00	0.00	0.00	0.00			
Checking Int. Earned					32.43				
Bank Charges (Wire)					0.00				
GRAND TOTAL		140,000.00	4,203.57	-	32.43	54,285.76	85,714.24		
PRIOR YEAR COSTS		(140,000.00)	(3,775.00)	0.00	0.00	(41,190.48)			
FY 2023 TOTALS		0.00	428.57	0.00	32.43	13,095.28			
					16,726.11		340,385.08		

N. Charleston RLF:									
Program Income (Admin.)									
Other (Inactive)		126,600.00	5,006.60	115,118.67	44,027.38	159,678.57	0.00		
Checking Int. Earned					47,009.89				
GRAND TOTAL		126,600.00	5,006.60	115,118.67	91,037.27	159,678.57	0.00		
PRIOR YEAR COSTS		(126,600.00)	(5,006.60)	(115,118.67)	(82,529.33)	(159,678.57)			
FY 2022 TOTALS		0.00	0.00	0.00	8,507.94	0.00			

FUNDS AVAILABLE:	
COG RLF (Cash on Hand)	1,208,887.17
COG RLF CARES (Cash on Hand)	58,521.76
Less: Commitment (CARES)	0.00
EDA (Reserved)	0.00
Sub Total	1,267,408.93
N. Chas. RLF	243,963.81
TOTAL ALL FUNDS	1,511,372.74